



Huntington 3 Series


HTG-3R-LP

RECESSED CEILING

Brilliant by Design™, the Huntington 3 Recessed LoPro is sure to level up your space. Our patent pending Microstructure EdgeTech Optics™ (MEO) technology delivers unparalleled optic control, low glare visual comfort, exceptional performance, seamless illumination, and uniformity in unprecedented low-profile behind ceiling depths. Lens gaps, pixelation and hot spots are a thing of the past with our innovative Dual Lens Edge-lit MEO™ technology.

FEATURES

- Low profile depth behind ceiling for use in any plenum installation:
 - 1.5" - 1.75" Depth (Remote Driver)
 - 2.14" - 2.45" Depth (Integral Driver)
- Design without compromise: Specify Batwing, Glare Control, Diffused (Lambertian) or Wall Wash Optics
- Specified Lumen Outputs (SLO) available: 224 lm/ft - 1754 lm/ft
- Sleek 3" Aperture
- Individual fixture lengths and seamless continuous runs with no lens breaks up to 300 feet
- Achieve up to 16 feet on center spacing with 35fc on work surface
- Drivers, wiring and serviceability completely accessible from below ceiling with our patented toolless "Push to Eject" System
- Toolless Latch System and Quick-Click 5 Wire system allows for simple, quick, and seamless installation
- Trim Flange, Spackle Flange, 15/16" or 9/16" Grid Lay-in 15/16" or 9/16" Grid Tegular, Bolt Slot or Armstrong Interlude/USG Identitec
- 4" TechZone™ compatible for seamless integration
- Proudly crafted in Huntington Beach, CA - USA



RECESSED

Performance Overview

4' Huntington 3 Direct - 3500K 90CRI MEODF				
Lumen Output	LL (Low)	ML (Medium)	HL (High)	SLO* (Specified)
Delivered Lumens	896	2208	4352	896-6852
Consumed Wattage	7	18	38	7.3 - 65.6
Efficacy (lm/W)	122	121	115	105-122
SDCM	3	3	3	3

*Specified Lumen Output (SLO) available in customizable lumen configurations (896 lm - 6852 lm). See SLO Configurator [HERE](#)



ORDERING INFORMATION

EXAMPLE: HTG-3R-LP-TD-TFSA-8-DLL-MEODF-27-VU-DN-CP

Project: _____

Date: _____ Type: _____

Product Family	Driver Location	Trim	Length	Lumen Output
HTG-3R-LP Huntington Series 3" Aperture (Recessed - LoPro)	TD Integral Driver RD Remote Driver	TRIM FLANGE TFSA Trim Flange - Silver Anodized TFWP Trim Flange - Matte White TFBP Trim Flange - Matte Black TFCC Trim Flange - Custom Color TRIMLESS SF Spackle Flange (Mud-in) T-GRID L1* 15/16" Grid Lay-in System L9* 9/16" Grid Lay-in System T1* 15/16" Grid Tegular System T9* 9/16" Grid Tegular System SB* Bolt Slot Grid System AI* Armstrong Interlude/USG Identitee <small>*White finish is standard on all T-Grid (Suspended Ceiling) trim options (L1, L9, T1, T9, SB and AI)</small>	_____* Specify length in 1 foot increments R_X_ Rectangle L_X_L Pattern U_X_X_ U Pattern C_W_ Ceiling to Wall Transition** PC Custom Pattern <small>*Minimum Integral Driver length is 2'. Minimum Remote or In Canopy Driver can be shorter, consult factory. *Custom length fixtures can be ordered in 3" increments. *Any length over 8' requires multiple fixture segments. ** Example: C14"W12'</small>	DLL Low (224 l/ft @ 1.84 W)* DML Medium (552 l/ft @ 4.55 W)* DHL High (1088 l/ft @ 9.46 W)* SLO-XX Specified Lumen Output available.**

Optics	Color Temp	Voltage	Driver	Options
MEQ MEODF Diffusing MEOBW Batwing MEOGC Glare Control MEOWW Wall Wash MEORF Room Fill	27 2700K 30 3000K 35 3500K 40 4000K 50 5000K TW 2700K-6500K (85+ CRI) XX Optional Color Temp & CRI Available	VU 120V-277V V3 347V	D* 1% 0-10V DN NON DIM DL1 Lutron Hi-Lume 1% EcoSystem DE .1% 0-10V DD1 1% DALI DDE .1% DALI DMX 1% DMX/RDM DTW .1% 0-10V Tunable White DDTW .1% DALI Tunable White DELV 1% Electronic Low Voltage Dimming (Reverse Phase dimming) DTRIAC 1% Electronic Low Voltage Dimming (Forward Phase dimming) XX Other (Please Specify) <small>*Dim to Off available. Please Specify "-OFF" next to driver option if required.</small>	EMC_* Emergency Circuit(s) EMB_* Emergency Battery Pack(s) SOC* Occupancy Sensor SDL* Daylight Sensor BCS* Brilliant Communications Solutions (wired/wireless) MTC* Multiple Circuit(s) (Daylight, Occupancy, Zone Specific) JAB JAB Compliant CP Chicago Plenum Approved <small>*EMC: Specify quantity of emergency circuits. *EMB: Specify quantity of battery packs. Minimum 4' unit. *SOC & SDL: Specify spacing/location of sensor(s). *BCS: includes wired and wireless integration from our partners at nLight™, enlightened, Legrand, Crestron, Osram, Lutron and many more. *MTC: Circuit location(s) to be identified through factory supplied drawings</small>



Specifications

CONSTRUCTION Heavy gauge 6063 extruded aluminum housing.

OPTICS Microstructure EdgeTech Optics (MEO)™ utilizes high efficiency Microstructure Lenses and Light Guide Plates for high optical extraction and precise light management. Specify Batwing, Glare Control, Diffused (Lambertian) or Wall Wash Optics.

LIGHT OUTPUT (3) Standard lumen packages are available: Low (DLL), Medium (DML) and High (DHL). Specified Lumen Output (SLO) packages available. Please see the (SLO) configurator at ExtantLighting.com.

LEDS Latest generation of premium Nichia 3-step MacAdam Ellipse LED's available in (90+ CRI) 2700K, 3000K, 3500K, 4000K. LED modules are easily accessible and replaceable.

VOLTAGE Universal 120/277V (VU) and 347V (V3) available. Consult factory for driver options when 347V is specified.

EMERGENCY Battery Factory provided low profile 10W emergency battery for UL924 required 90-minute run time (optional).

FINISH Standard finishes include silver anodized, powder coated white or powder coated black. White powder coat finish standard on all T-Grid trim options. Custom colors available.

CONTINUOUS ROWS Innovative Toolless Latch System and Quick-Click 5-Wire System ensures simple installation. Seamless continuous rows with no lens breaks, pixelation or hot spots up to 300 feet.

PATTERNS Standard Rectangle Pattern (R), U Pattern (U), and L Pattern (L) available. Custom patterns available.

MOUNTING Trim Flange, Spackle Flange, 15/16" or 9/16" Grid Lay-in, 15/16" or 9/16" Grid Tegular, Bolt Slot or Armstrong Interlude/USG Identitee.

APPROVALS UL and cUL Listed. Approved for Dry/Damp locations. IC Rated. Made in the USA. Chicago Plenum Approved. JA8 Approved.

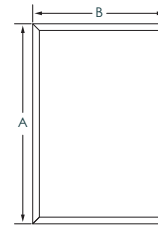
LUMEN MAINTENANCE (L70) 70% of initial light output = Reported > 60,000 hours | Calculated > 200,000 hours (L90) 90% of initial light output = Reported > 60,000 hours | Calculated > 200,000 hours.

WARRANTY HTG 3 offered with a 5-year limited warranty. 5-year limited warranty covers LED, driver and fixture. For further details, refer to General Warranty and Obligations at ExtantLighting.com.

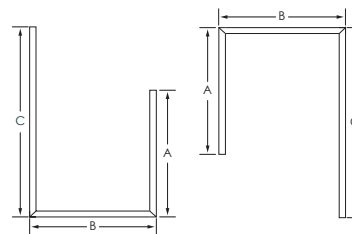
PATENTS Extant Lighting's intellectual property is protected under Patent No. US 11,378,262 B2 by the U.S. Patent Office.

Patterns

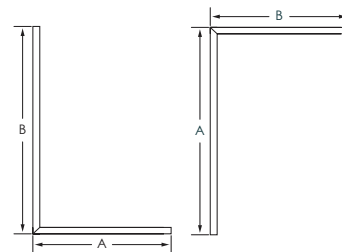
Note: All miters/patterns shown and ordered in plan view.



R__X__
Rectangle
Provide AxB
Example: R6'x4'



U__X__X__
U-Shape
Provide AxBxC
Example: B U6'x4'x4'



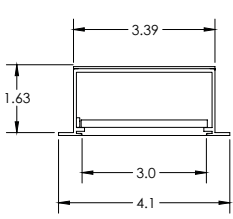
L__X__
L-Shape
Provide AxB
Example: L6'x4'



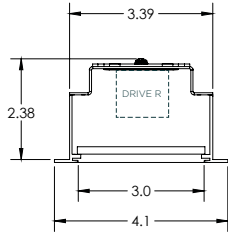
Dimensions

TF - TRIM FLANGE

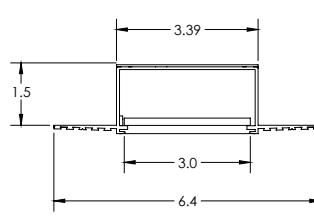
SF - SPACKLE FLANGE



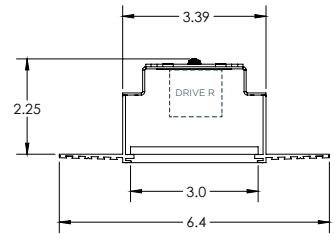
REMOTE



INTEGRAL



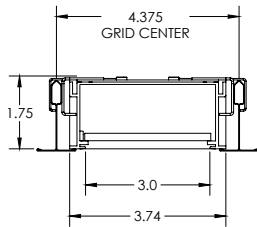
REMOTE



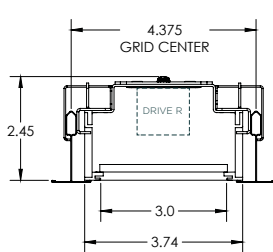
INTEGRAL

L1 - 15/16" Grid Lay-in

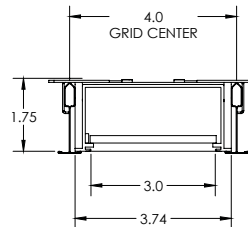
L9 - 9/16" GRID LAY-IN



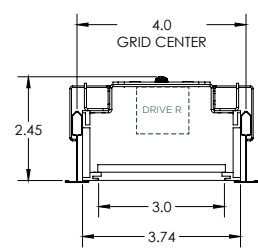
REMOTE



INTEGRAL



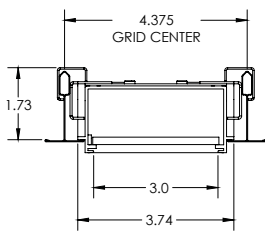
REMOTE



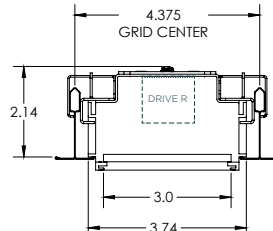
INTEGRAL

T1 - 15/16" Grid Tegular

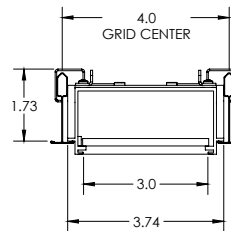
T9 - 9/16" Grid Tegular



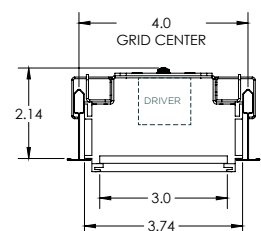
REMOTE



INTEGRAL



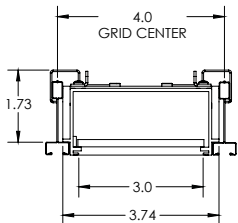
REMOTE



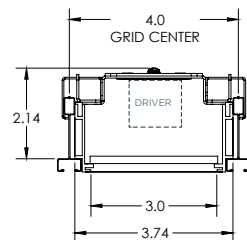
INTEGRAL

SB - Bolt Slot Grid

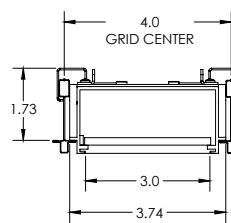
AI - Armstrong Interlude/ USG Identitee



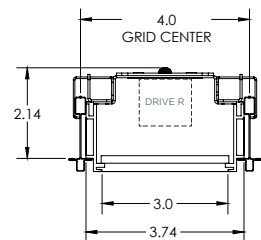
REMOTE



INTEGRAL



REMOTE



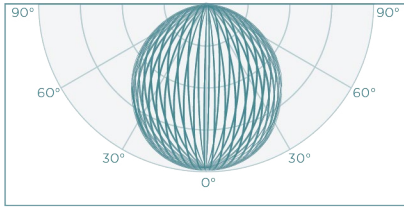
INTEGRAL



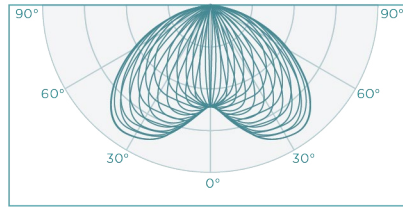
Microstructure EdgeTech Optics (MEO)™

Our innovative MEO™ design utilizes high efficiency Microstructure Lenses and Light Guide Plates for high optical extraction and precise light management. MEO™ delivers exceptional light quality with seamless illumination and uniformity with no pixelation, hot spots or lens breaks up to 300' continuous rows.

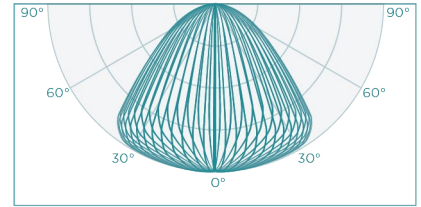
DIRECT



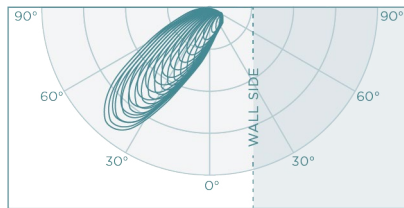
MEODF
LAMBERTIAN



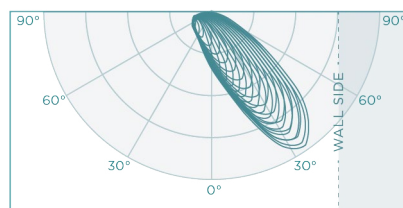
MEOBW
BATWING



MEOGC
GLARE CONTROL



MEORF
ROOM FILL



MEOWW
WALL WASH

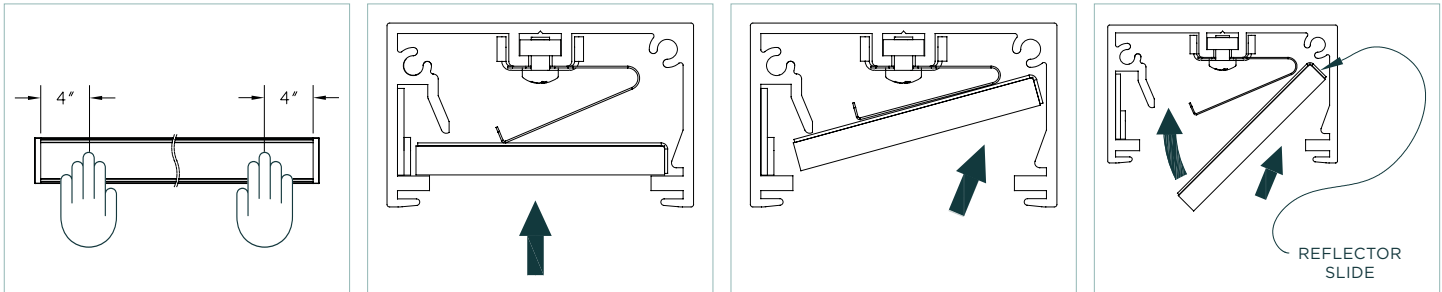


Installation

Thoughtful engineering is at the core of all of our fixture designs. All of our products are thoughtfully engineered and include innovative features that create a sophisticated fixture that is also contractor friendly and easy to install and service.

PUSH TO EJECT SYSTEM

Innovative “Push to Eject” System allows for toolless removal and installation of the Light Guide Plate. This thoughtful engineering creates easy access into the housing for simple installation and serviceability.



TOOLLESS LATCH SYSTEM

Our Toolless Latch System is designed to securely connect the extrusions of the continuous runs without the use of any tools, screws or external parts. Our innovative design allows the contractor to perfectly align the extrusion with the built-in alignment pins and cinch up the extrusion with the Toolless Latch System for a tight fit. The Toolless Latch System eliminates gaps and ensures perfect alignment.

QUICK-CLICK 5-WIRE SYSTEM

Our Quick-Click 5-Wire System connects the continuous run through wiring with a simple push and click connection. The Quick-Click System is contractor friendly and decreases installation time and cost and ensures proper wiring.

